



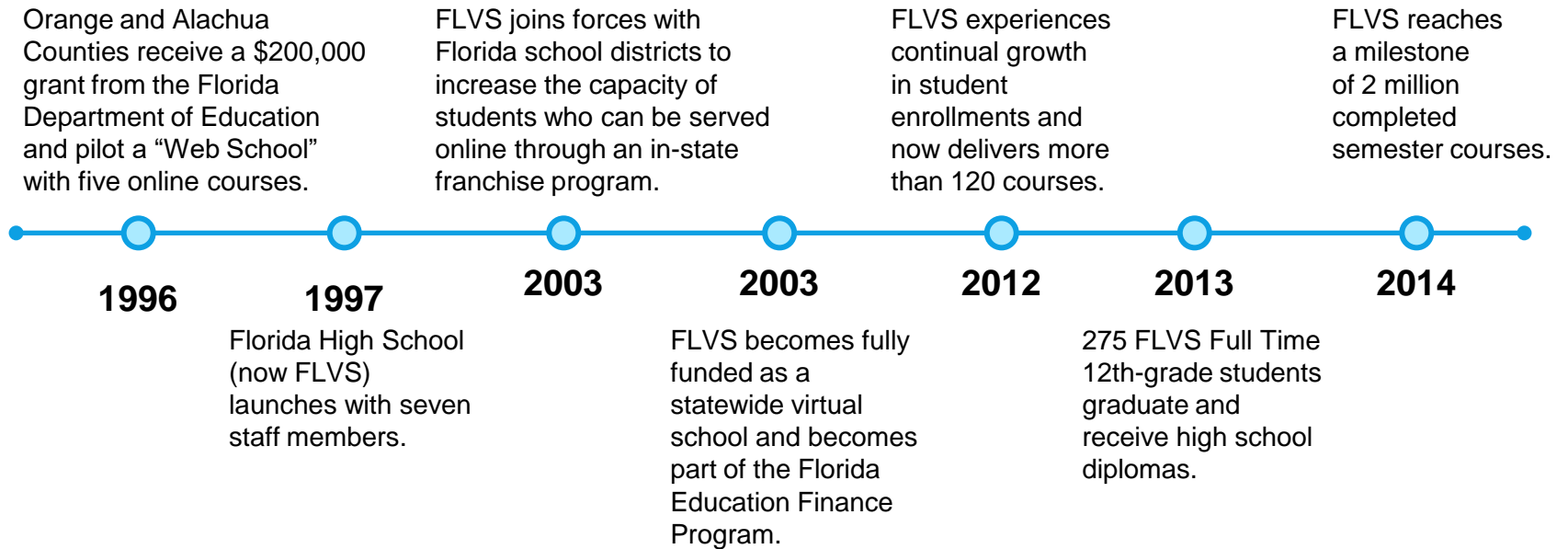
Florida Virtual School (FLVS)

Laura Maloney

Instructional Leader, Florida Virtual School



FLVS TIMELINE



OUR MISSION

To deliver a high quality, technology-based education that provides the skills and knowledge students need for success.

OUR VISION


To transform education worldwide—one student at a time.

OUR VALUES

- Student Focus
- Innovation
- Integrity
- Quality

OUR COMMITMENT

The student is at the center of every decision we make.

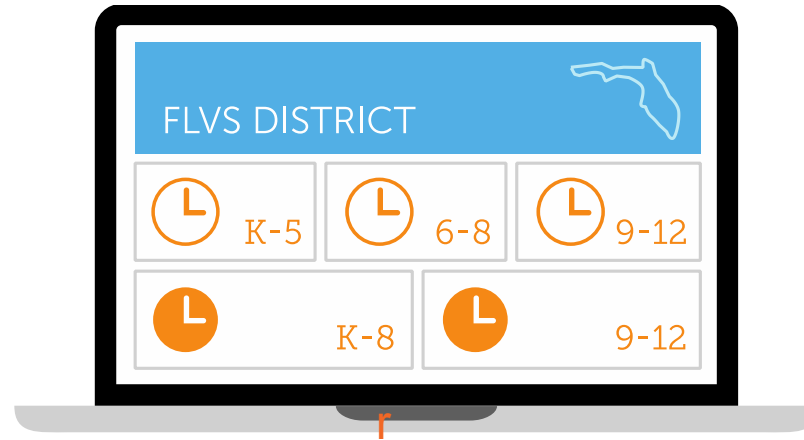




WHO WE SERVE



OUR STUDENTS HAVE CHOICES



3 PART TIME SCHOOLS:

- Students take one or more courses in addition to other coursework
- Available to public, private, charter, and homeschool students in Kindergarten–12th grades
- Follow a 365-day flexible calendar with rolling enrollment
- Access to teachers 8 a.m. – 8 p.m. Monday through Friday



2 FULL TIME SCHOOLS:

- Students take all coursework through FLVS Full Time
- Available to Kindergarten–12th grade students
- Follow a 180-day traditional school calendar





280+ Virtual Learning Labs &
Blended Learning Communities

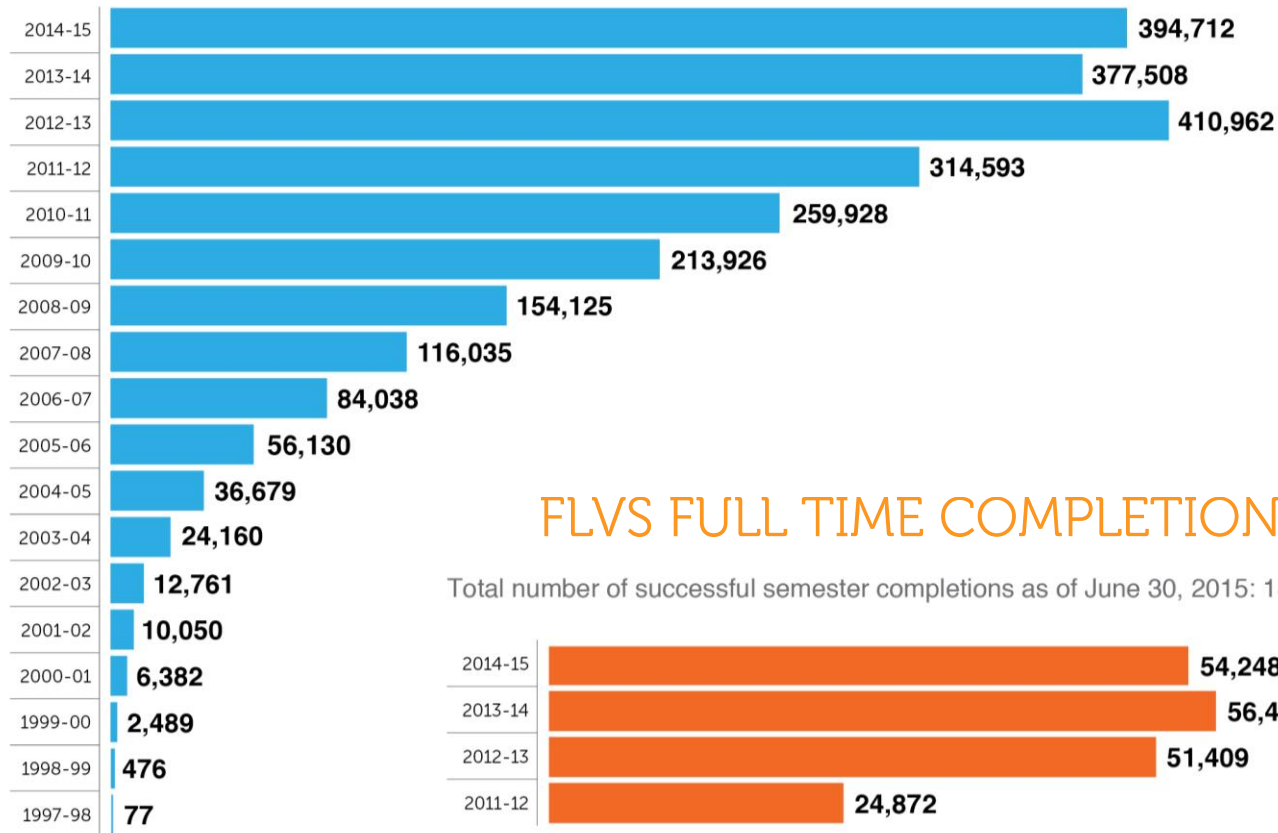
55 Florida School Districts
have a Franchise with FLVS



COMPLETION HISTORY

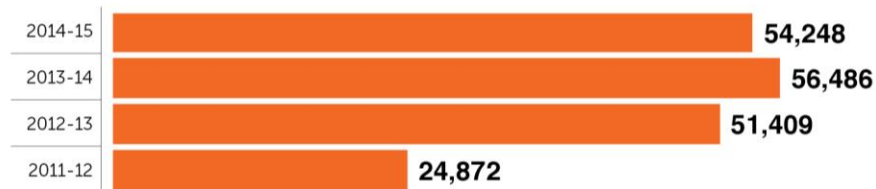
FLVS PART TIME COMPLETIONS

Total number of successful semester completions as of June 30, 2015: 2,475,031



FLVS FULL TIME COMPLETIONS

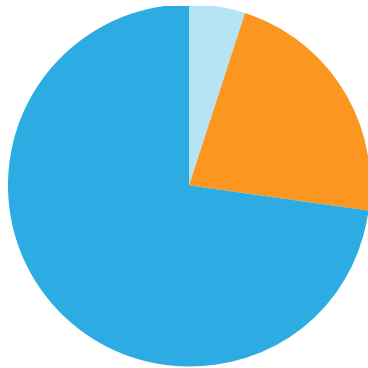
Total number of successful semester completions as of June 30, 2015: 187,015



FLVS DISTRICT DEMOGRAPHICS

2014-15 FULL AND PART TIME

STUDENT SEMESTER COMPLETIONS BY SCHOOL TYPE

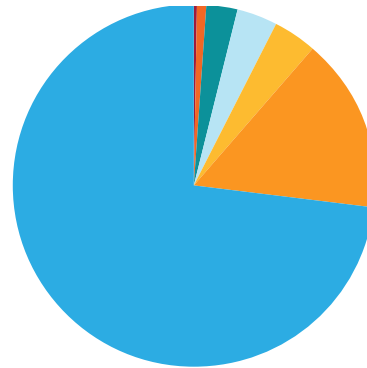


Public & Charter Schools
73%

Homeschool
22%

Private Schools
5%

STUDENT SEMESTER COMPLETIONS BY RACE



Caucasian
73.1%

Black or African American
15.7%

Asian
3.8%

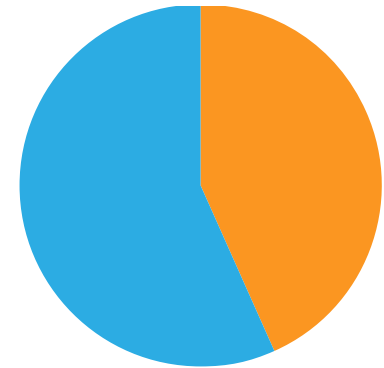
Multi-racial
3.7%

American Indian or AK Native
2.7%

Native Hawaiian or Pacific Islander
0.8%

No Race Submitted
0.2%

STUDENT SEMESTER COMPLETIONS BY GENDER



Female
57%

Male
43%





MAKING A DIFFERENCE





QUESTIONS?

